



"innovation in its most functional form"

PRODUCT DATA SHEET

VLW18TE

HYDRAULIC VERTICAL LIFTING WEDGE

MINI KIT | STANDARD KIT

LIFTING FORCE:

10,000 psi (700 bar) = 18 T (180 kN)

TOOL WEIGHT = 8.5 kg (18.7 lbs)

KIT COMPONENTS | MINI

- 1 x VLW18TE Wedgehead
 - 1 x 10,000 psi (700 bar) Hydraulic Cylinder
 - 1 x Safety Block
 - 1 x Stepped Block
 - 1 x Hex Key
 - 1 x Countersunk Screw
 - 1 x Instruction Manual
 - 1 x Cardboard Packaging
- Product Code: VLW18TEMIN



KIT COMPONENTS | STD

- 1 x VLW18TE Wedgehead
 - 1 x 10,000 psi (700 bar) Hydraulic Hose, 2m (78.75")
 - 1 x 10,000 psi (700 bar) Hydraulic Cylinder
 - 1 x 10,000 psi (700 bar) HP350S Sealed Hand Pump with Gauge
 - 1 x Safety Block
 - 1 x Stepped Block
 - 1 x Hex Key
 - 1 x Countersunk Screw
 - 1 x Instruction Manual
 - 1 x Carry-Case
- Product Code: VLW18TESTDSPB



WEIGHTS AND DIMENSIONS

Wedge with Hydraulic Cylinder	= 8.5 kg (18.7 lbs)
Safety Block	= 0.5 kg (1.1 lbs)
Stepped Block	= 0.8 kg (1.7 lbs)
Gross Weight	= 9.8 kg (21.5 lbs)

Packaging Dimensions:
145 x 170 x 365mm (5.71" x 6.69" x 14.37")

Wedge with Hydraulic Cylinder	= 8.5 kg (18.7 lbs)
Carry-Case	= 6 kg (13.2 lbs)
Gross Weight	= 21.5 kg (47.4 lbs)

Carry-Case Dimensions:
920 x 520 x 210mm (36.22" x 20.47" x 8.26")



VLW18TE

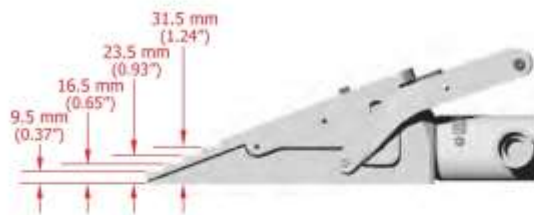
HYDRAULIC VERTICAL LIFTING WEDGE

STANDARD KIT



"innovation in its most functional form"

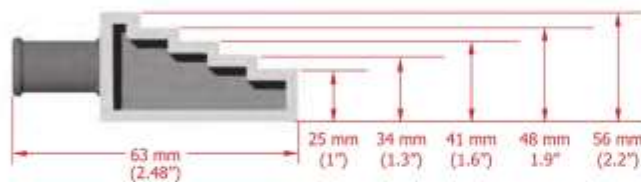
TOOL DIMENSIONS - CLOSED



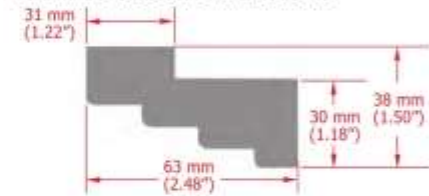
TOOL DIMENSIONS - OPEN



SAFETY BLOCK DIMENSIONS



STEPPED BLOCK DIMENSIONS



PARTS LIST AND EXPLODED DRAWING

ITEM	PART No.	DESCRIPTION	QUANTITY
01	501301-01	HANDLE BAR	01 each
02	402902-04	SCREW FOR HANDLE	01 set of 4
03	501001-02	SIDE PLATES FOR HANDLE	01 set of 2
04	402701-01	SCREW FOR TAIL	01 each
05	501601-01	WASHER FOR TAIL	01 each
06	500201-01	TOP PLATE	01 each
07	501901-01	STEPPED BLOCK (KIT)	01 kit
08	301201-04	ROLL PINS	01 set of 4
09	501401-01	SAFETY BLOCK	01 each
10	500302-01	WEDGE with TAIL	01 each
11	301301-01	GRUB SCREW	01 each
12	503201-01	SLOT PLUG	01 each
13	500102-01	MAIN BODY	01 each
14	503501-02	SPACER	01 set of 2
15	503301-02	WASHER 10 mm ID	01 set of 2
16	503401-02	WASHER 6 mm ID	01 set of 2
17	500401-02	SLIDE PINS	01 set of 2

ITEM	PART No.	DESCRIPTION	QUANTITY
18	502301-01	M6 x 35mm GRUB SCREW	01 each
19	500503-01	PUSH PIN MK III	01 each
20	301003-01	HYDRAULIC CYLINDER	01 each
21	300401-02	GRUB SCREW FOR SLIDE PINS	01 set of 2
22	310601-01	GREASE NIPPLE	01 each
23	201203-01	RUBBER SLEEVE	01 each
24	301403-01	CYLINDER REPAIR KIT (Not Illustrated)	01 kit

